Department of Water Management

Project 7324 (Wards 40 & 47)

Sewer Main / Lead Service Line Replacement

ANDRE VASQUEZ

Matt Martin
47th Ward Alderman



DWM
Department of Water Management

General Project Information:

Start Date	10/14/26
End Date	April 2027 with paving beginning 6/1/27.
Advanced Utility Work	<u>3 Term Agreement Contractor Locations:</u> • TA (3) 48" TB @ W Ainslie & N Oakley. (Completed 8/31) • 48" TB @ Ainslie & Claremont. (Completed 8/12) • Type II water main support @ Lawrence & Leavitt. (Completed during project)
Project Limits and Sequencing	Upcoming Slides.
Scope	• Replacing 2,596 of 12-inch sewer main dating back to 1888 with reinforced concrete (RCP) and ductile iron pipe (DIP) ranging in sizes 24 up to 36 inches in essence doubling and tripling the size of the sewer. • Replacing 104 Lead Service Lines.
Value	Sewer - $5,308,130.00 LSLR - <u>$2,080,000.00</u> Total: **$7,388,130.00**



Project Limits:

Sequencing:

1) N Claremont Av *(W Ainslie to 140' South)* → **10/19/26 - 10/23/26**

- ***Ward 47***

2) N Oakley Av *(W Ainslie St to W Argyle St)* → **10/26/26 - 12/9/26**

W Argyle St *(N Oakly to N Bell)*

- ***Ward 40***

3) W Argyle St *(N Hoyne to N Hamilton)* → **11/16/26 - 12/9/26**

- ***2nd Crew utilized.***
- ***Ward 40***

4) W Lawrence Av *(N Oakley to N Leavitt)* → **12/10/26 - 2/4/27**

N Leavitt *(W Lawrence to 135' North)*

N Hamilton Av *(W Lawrence to 170' North)*

- ***2nd Crew utilized.***
- ***Ward 47***

5) N Damen *(W Ainslie to 260' South)* → **2/10/27 - 2/23/27**

- ***Ward 47***



Project Map

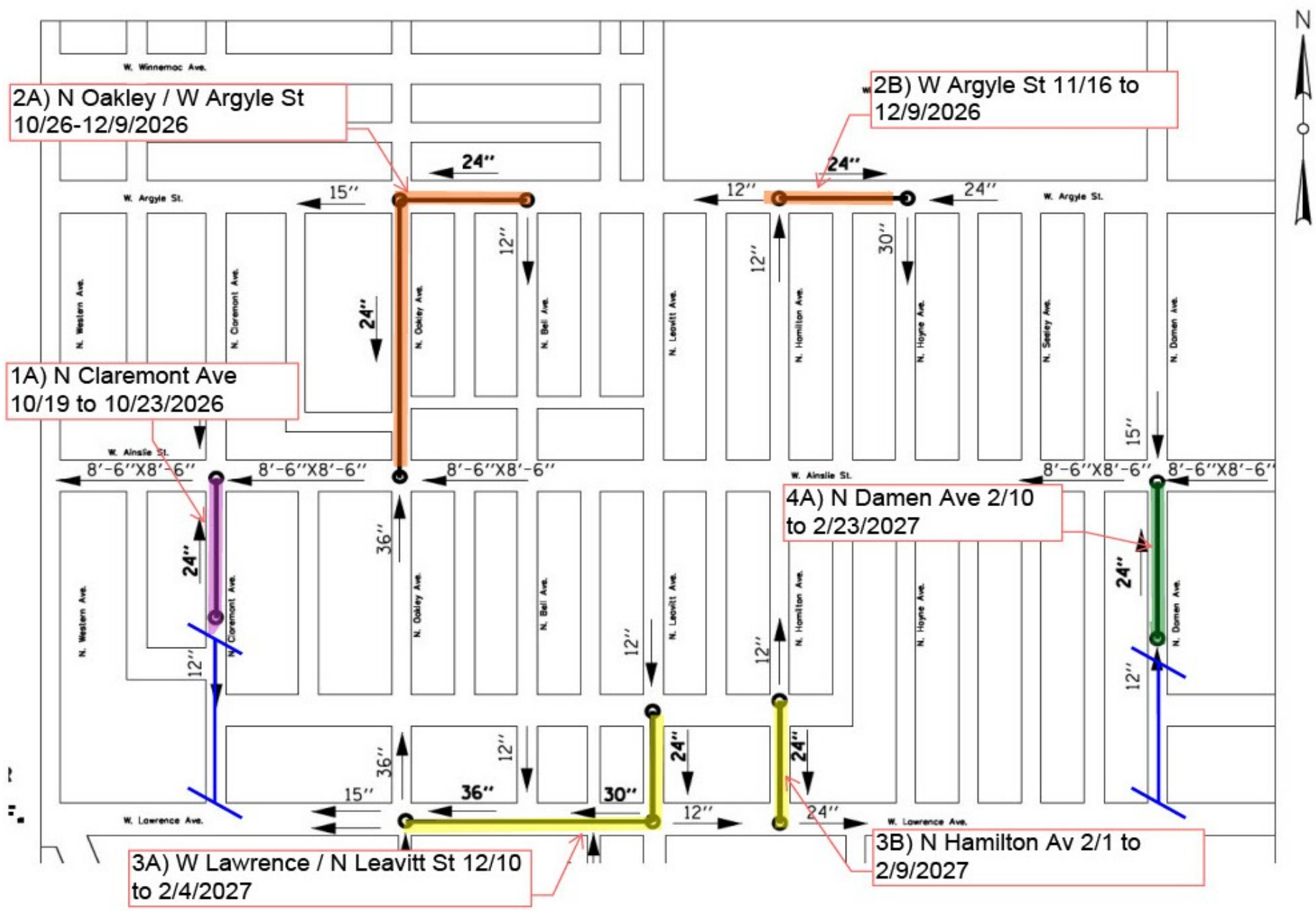
2A) N Oakley / W Argyle St
10/26-12/9/2026
2B) W Argyle St 11/16 to
12/9/2026
1A) N Claremont Ave
10/19 to 10/23/2026
4A) N Damen Ave 2/10
to 2/23/2027
3A) W Lawrence / N Leavitt St 12/10
to 2/4/2027
3B) N Hamilton Av 2/1 to
2/9/2027
W. Winnemac Ave.
W. Argyle St.
W. Ainslie St.
W. Lawrence Ave.
N. Western Ave.
N. Claremont Ave.
N. Oakley Ave.
N. Bell Ave.
N. Leavitt Ave.
N. Hamilton Ave.
N. Hoyne Ave.
N. Seeley Ave.
N. Damen Ave.
8'-6"X8'-6"
N

Project Timeline





Project Management Structure



Selection and Design Process

(Why this location was selected)

- Water Main Projects: Age, size, material, leak and break history.

- Sewer Main Projects: Age, size, material, hydraulic modeling.
  - Hydraulic modeling for sewer systems is a computer-aided simulation process used to analyze wastewater and stormwater flow behavior, predict capacity constraints, and plan infrastructure.
- Block-Level Projects: Newer water or sewer mains. We will not be back for 75-100 yrs.

Project Management Structure

Construction Project Process

- DWM Bureau of Engineering approves the designs the project plans.
- Funding is secured and applied to the project.
- The project goes through a review process at the Office of Underground Utility Coordination. (CDOT)
- Contractors or DWM In-House crews are assigned to the project and scheduled to perform the work.
- A contracted Construction Manager ensures that the work is completed according to the design plans, restores the project, and costs the job.



Lead Service Line Replacement Mandate

The Lead Service Line Replacement and Notification Act

Was signed into law on 1/1/22 and requires all public water systems to inventory and execute full replacement of all confirmed lead lines and galvanized pipes not including partial services per the EPA.

Mandatory Private Side LSLR is now the law in Illinois

On July 10, 2026, Senate Bill 4025 was signed by the Governor and per Public Act 104-0572: "The owner of a private property must allow the community water supply access to the property to replace, on the private side of the property, the lead service line or the galvanized line requiring replacement if the community water supply is offering such a replacement at ***no cost to the property owner****."*



Lead Service Line Replacement General Information

Who owns what part of the service line?

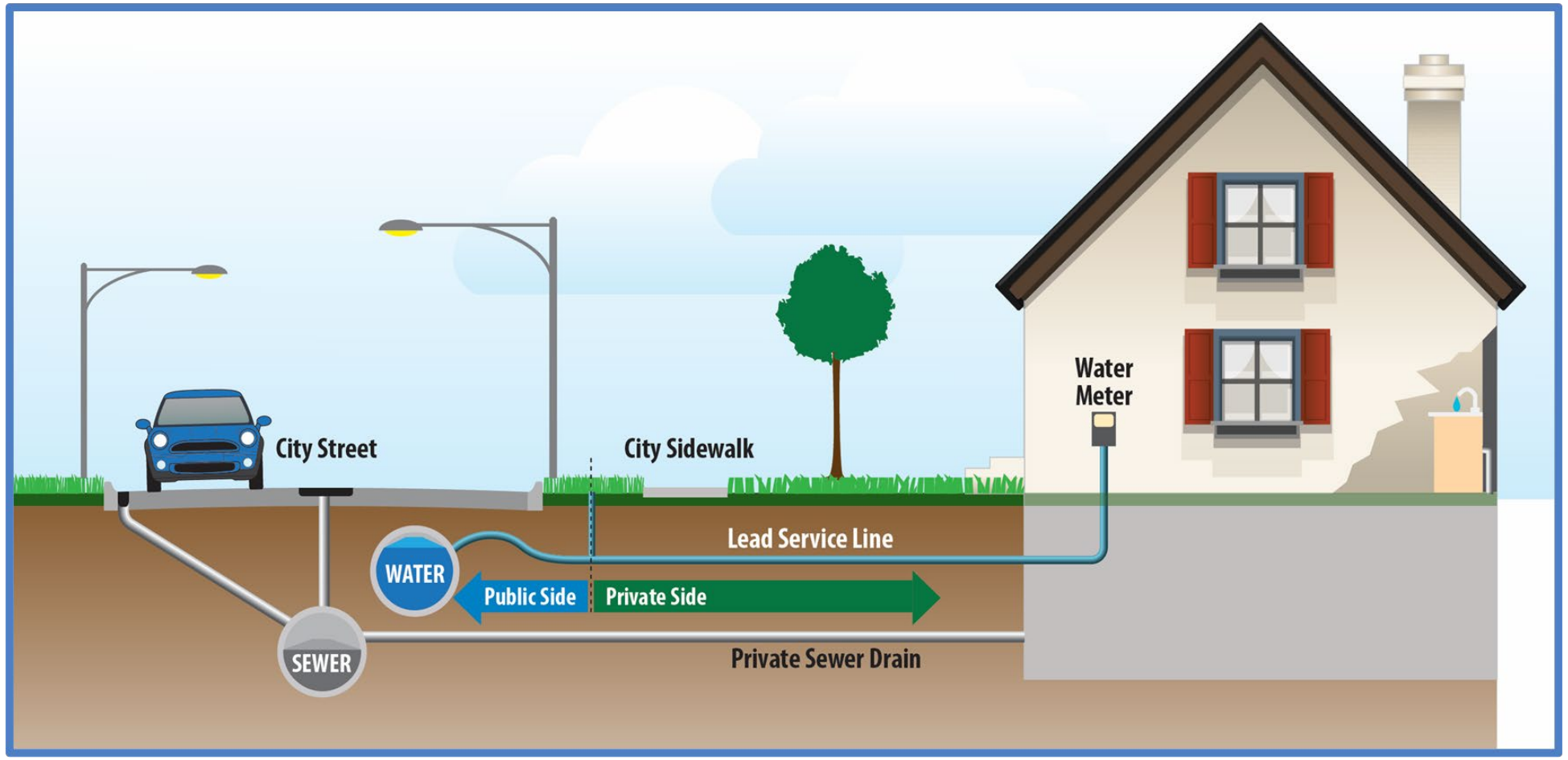

LSLR is currently FREE to Everyone

- LSLR is currently **FREE** to everyone and is a $20,000 to 40,000 investment per location.

- The only requirement to participate is installation of a new meter.

  - **Municipal Code 11-12-210** states that water meters shall be required on all service pipes to all new buildings and on any new services to existing buildings in the City of Chicago and shall be installed at the time the building is connected to the city's water system.

  - No impact on utility bills, senior rebate, or property tax senior exemptions.
    - **7-year guarantee:** Participating non-metered single-family or two-flat homeowners are guaranteed that their metered water bill will not exceed what their normal assessed (non-metered flat rate) would have been for that year. (Voided if property sold)



LSLR is currently FREE to Everyone

There is a one-year standard construction warranty on everything, and NO insurance or fees are required to participate, so please beware of scams.



Pre-Construction Information

Capital Improvement Letters from CDWM.

45-day Notice and Water Filters are mailed.

No Parking Notices ahead of construction.

Advanced utility work. (Construction before construction)

Tree Trimming and Streetlights are turned or shortened.

Rodent Abatement is completed by DSS.

Utility location marks on pavement ahead of time.

Saw cutting on the street.

Equipment and material staging.



Construction – Phase 1 – Pipe Installation

What type of equipment/activity can residents expect?

- Heavy equipment, large truck traffic, material laid out in parkways.
- Equipment starts at 06:30 for oiling.
- Streets closed locally with traffic control and potential detours.
- All employees will have hard hats, vests, and identification.
  - ***Managers, Foremen, and Resident Engineers will have white hard hats.***



- While work is happening residents will **still** have access to water.
- Planned water interruptions will be notified, unplanned interruptions will be controlled and notifications will follow.



PARKING

Hours of **NO PARKING**: 7AM to 5PM, Monday-Friday.

- Parking restrictions will be enforced during construction on specific days. Residents can park at the end of the construction day or anywhere that we are not working, especially directly in front of the properties.
- Deliveries and other requests can be accommodated by coordinating with crew.
- Handicapped Parking can be accommodated.
- All permanent signage will be returned during restoration.



Phase 2 - LSLR Outreach Pre-Construction Walkthrough

Outreach begins during pipe installation.

- Owners will be contacted by Outreach groups at least 6 to 9 times to schedule an individual walkthrough and layout with a licensed plumber and engineer.
- During the appointment Owners will be presented with forms to review and sign. Owner can change their mind whether to proceed or not. (Forms to be covered in next slides)
- The walkthrough will be scheduled at the owner's convenience but will require some urgency to cover all the steps.
- Once scheduled we will arrive with a licensed plumber and project engineer. We are there to perform a walkthrough not an Inspection, we are not looking for code violations.
- Owner's will be informed if they need to remove any hazardous items from the area such as asbestos, clutter, wall coverings, and decorative items.



DFSS Chore Service Assistance

Should owners require assistance, they may be eligible for the DFSS Chore service.

DFSS
Department of Family and Support Services

ASI
NE HEALTHCARE SERVICES

Chicagoans 60 and Over: Need Help at Home?

FREE Chore Services include:

- **Short-Term Chore:** Temporary light homemaking tasks like cleaning, laundry, shopping and self-care tasks like bathing, grooming, or dressing after recovering from an illness or life transition
- **Heavy-Duty Chore:** A one-time deep cleaning, removing trash or clutter, packing items, and moving furniture

Call 312-746-6523
DFSS Senior Services Chore Service
first for DWM LSLR Program Referral. Ask for Gladys Benitez, Community Living Specialist



FORMS - ROE – Right of Entry Form

The ROE or **Right of Entry** form is required for DWM/Contractor to enter.

- An adult must be present for the walkthrough and installation.
- **ROE is not shared with anyone, and the owner receives copies.**

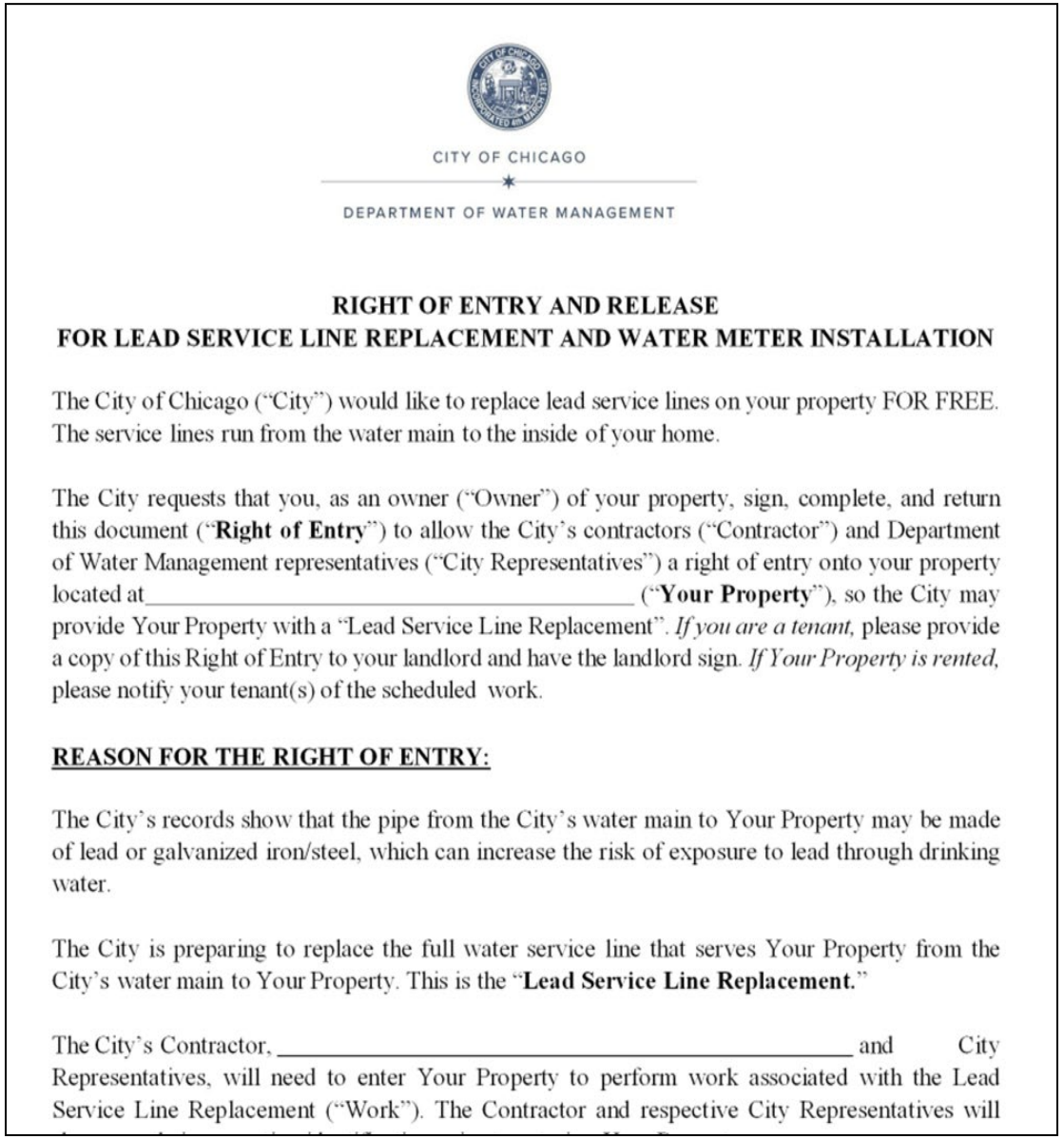

CITY OF CHICAGO

DEPARTMENT OF WATER MANAGEMENT

RIGHT OF ENTRY AND RELEASE
FOR LEAD SERVICE LINE REPLACEMENT AND WATER METER INSTALLATION

The City of Chicago ("City") would like to replace lead service lines on your property FOR FREE. The service lines run from the water main to the inside of your home.

The City requests that you, as an owner ("Owner") of your property, sign, complete, and return this document ("**Right of Entry**") to allow the City's contractors ("Contractor") and Department of Water Management representatives ("City Representatives") a right of entry onto your property located at_____ ("**Your Property**"), so the City may provide Your Property with a "Lead Service Line Replacement". *If you are a tenant,* please provide a copy of this Right of Entry to your landlord and have the landlord sign. *If Your Property is rented,* please notify your tenant(s) of the scheduled work.

REASON FOR THE RIGHT OF ENTRY:

The City's records show that the pipe from the City's water main to Your Property may be made of lead or galvanized iron/steel, which can increase the risk of exposure to lead through drinking water.

The City is preparing to replace the full water service line that serves Your Property from the City's water main to Your Property. This is the "**Lead Service Line Replacement.**"

The City's Contractor, _____ and City Representatives, will need to enter Your Property to perform work associated with the Lead Service Line Replacement ("Work"). The Contractor and respective City Representatives will

FORMS – POP - Property Owner Permission Form

The POP or **Property Owner Permission** form is an item-by-item walkthrough where owner receives detailed information about the LSLR and approves the meter location and conditions of replacement.

- **The POP is not shared with anyone, and owner receives copies.**

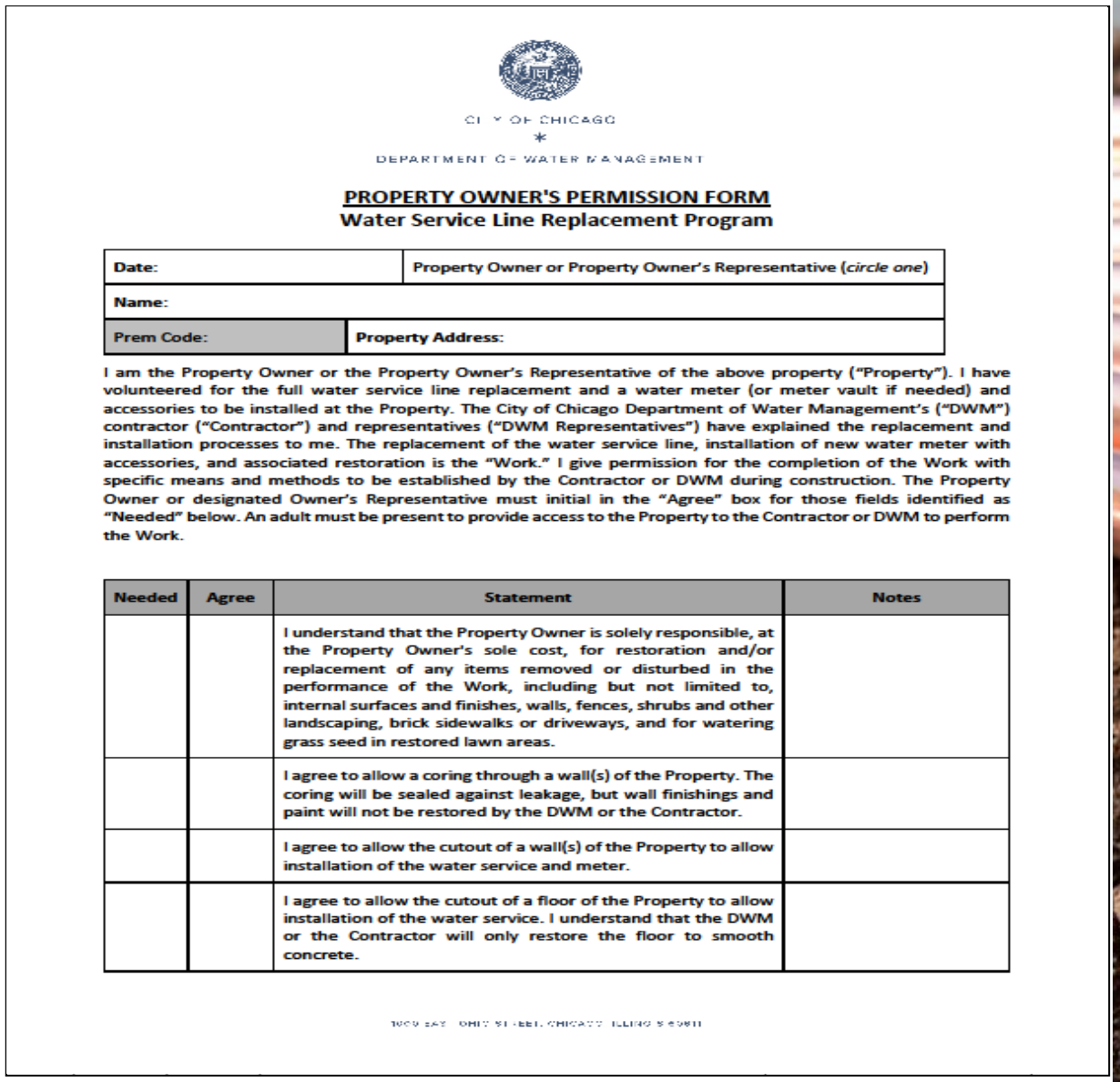

CITY OF CHICAGO
DEPARTMENT OF WATER MANAGEMENT

PROPERTY OWNER'S PERMISSION FORM
Water Service Line Replacement Program

Date:	**Property Owner or Property Owner's Representative** (*circle one*)
Name:	
Prem Code:	**Property Address:**

I am the Property Owner or the Property Owner's Representative of the above property ("Property"). I have volunteered for the full water service line replacement and a water meter (or meter vault if needed) and accessories to be installed at the Property. The City of Chicago Department of Water Management's ("DWM") contractor ("Contractor") and representatives ("DWM Representatives") have explained the replacement and installation processes to me. The replacement of the water service line, installation of new water meter with accessories, and associated restoration is the "Work." I give permission for the completion of the Work with specific means and methods to be established by the Contractor or DWM during construction. The Property Owner or designated Owner's Representative must initial in the "Agree" box for those fields identified as "Needed" below. An adult must be present to provide access to the Property to the Contractor or DWM to perform the Work.

Needed	Agree	Statement	Notes
		I understand that the Property Owner is solely responsible, at the Property Owner's sole cost, for restoration and/or replacement of any items removed or disturbed in the performance of the Work, including but not limited to, internal surfaces and finishes, walls, fences, shrubs and other landscaping, brick sidewalks or driveways, and for watering grass seed in restored lawn areas.	
		I agree to allow a coring through a wall(s) of the Property. The coring will be sealed against leakage, but wall finishings and paint will not be restored by the DWM or the Contractor.	
		I agree to allow the cutout of a wall(s) of the Property to allow installation of the water service and meter.	
		I agree to allow the cutout of a floor of the Property to allow installation of the water service. I understand that the DWM or the Contractor will only restore the floor to smooth concrete.	

1000 EAST OHIO STREET, CHICAGO, ILLINOIS 60611

FORMS – POP - Property Owner Permission Form

Included in the Property Owner Permission packet is also a detailed sketch of the service replacement.

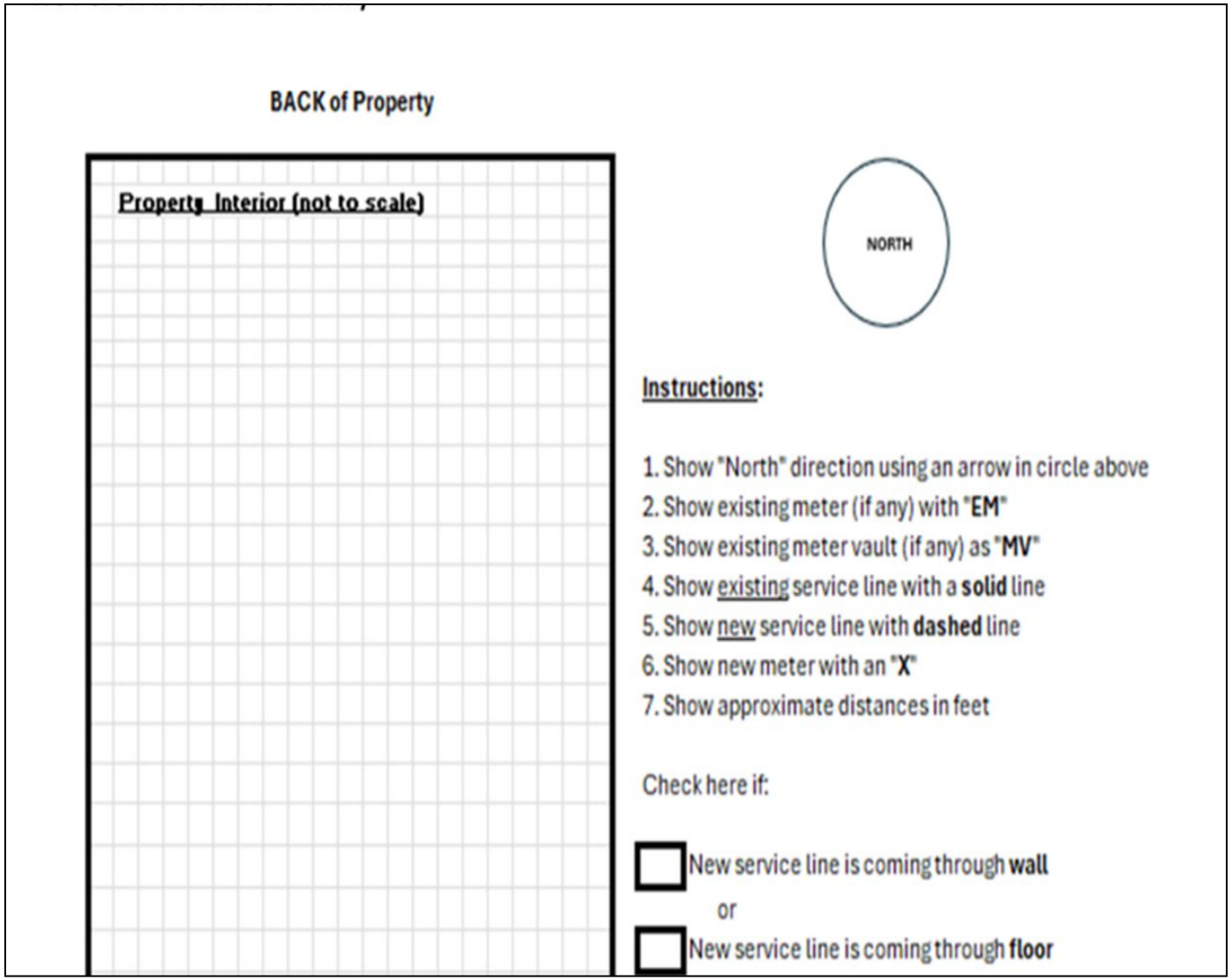

BACK of Property

Property Interior (not to scale)

NORTH

Instructions:

1. Show "North" direction using an arrow in circle above
2. Show existing meter (if any) with "**EM**"
3. Show existing meter vault (if any) as "**MV**"
4. Show existing service line with a **solid** line
5. Show new service line with **dashed** line
6. Show new meter with an "**X**"
7. Show approximate distances in feet

Check here if:

☐ New service line is coming through **wall**

or

☐ New service line is coming through **floor**

Construction – Phase 3 – LSLR

LSLR construction takes one day per location, from 7:00 to 3:30 PM.

- Water interruption is about 2 to 3 hours.
- Work is only to the meter; no other interior plumbing. Meter Interface Unit (MIU)
- Copper services will be upsized (from ¾ to one inch), everything else is in kind.
- We will pour concrete on the disturbed floor after, but only to make it safe and seal.
- Outside concrete, black dirt and hydroseed replaced, no other private side restoration.
- Owner will be responsible to install carpet, tile, or drywall after replacement.
- If there is a tree conflict, it may be removed, but that will be discussed on a case-by-case basis with the property owners.



Construction – Phase 3 – LSLR

Interior - Before & After





Construction – Phase 3 – LSLR

Interior - Before & After





LSLR Installation Techniques: Trenchless vs Trenching

- In some applications trenchless technology, which is a set of construction methods, may be used to install, repair, or replace underground utilities and pipes with little to no surface excavation. (Examples: Directional Boring or Pulling)

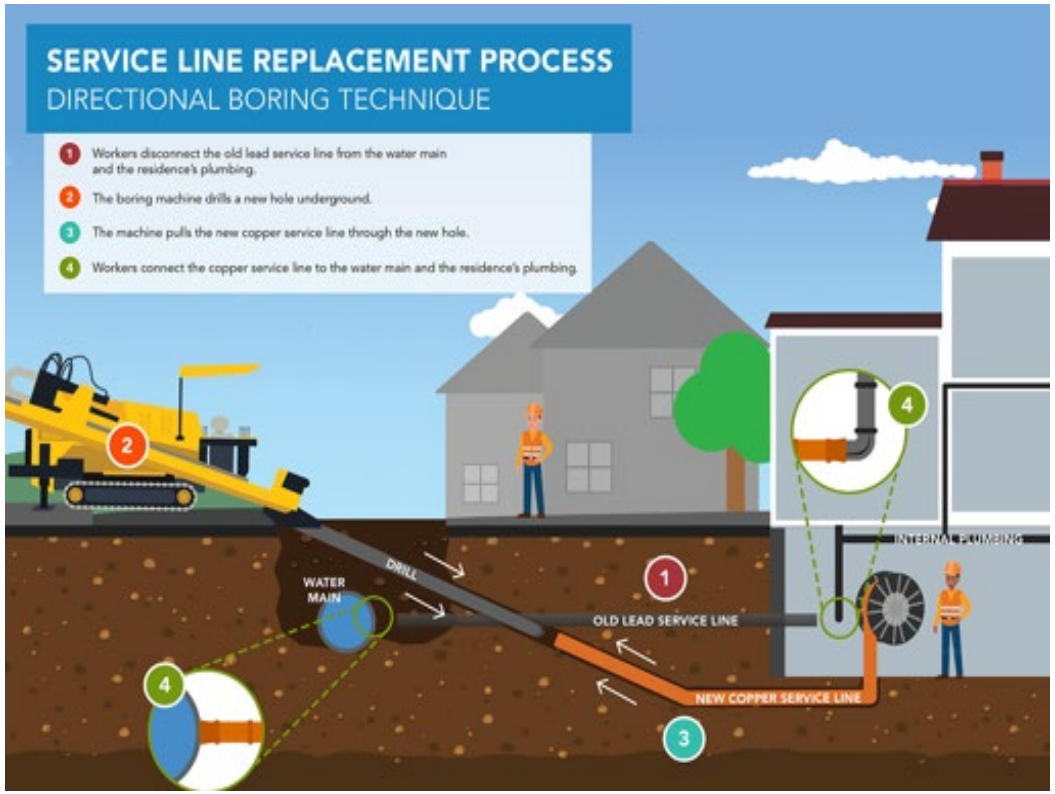

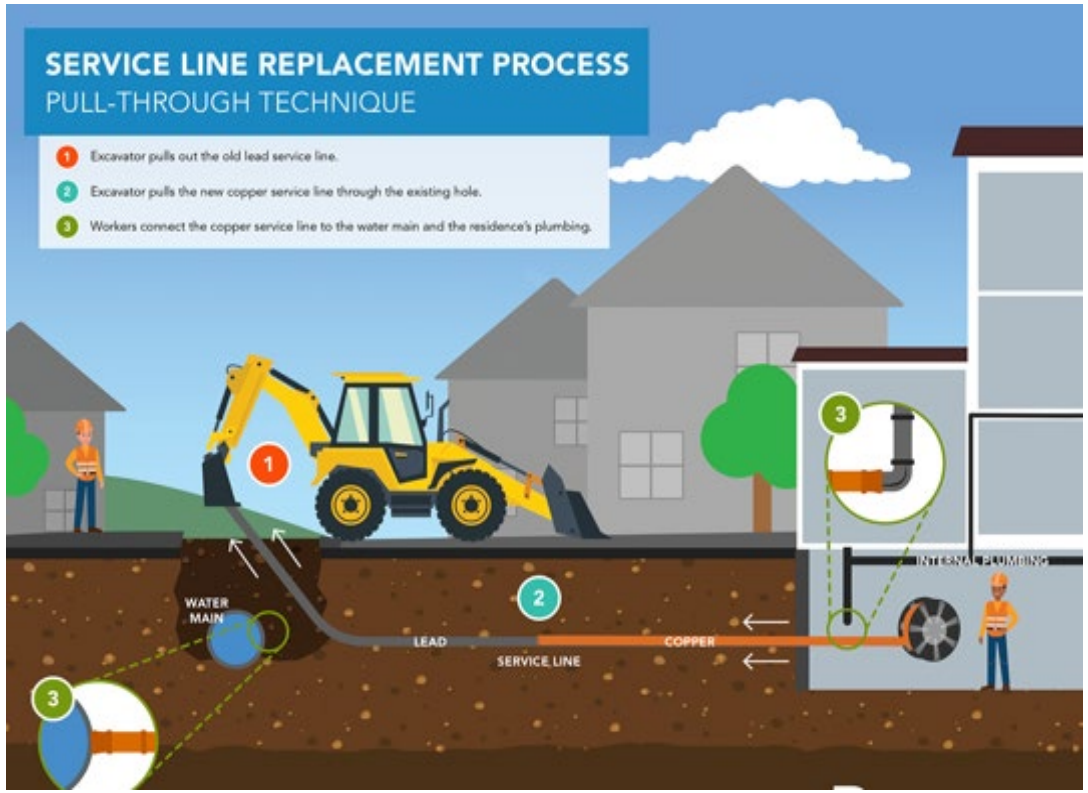

Courtesy Denver Water

LSLR Installation Techniques: Trenching vs. Trenchless

In some applications trenchless technology may not be an option in which case the crews will perform an open excavation and trench directly to the property.







Construction – Phase 4

Restoration

- ⟶ Sidewalks will be restored if damaged.
- ⟶ The street will be fully re-paved.
- ⟶ New black dirt and hydro seed will be distributed if the parkway is disturbed.
- ⟶ Trees will be replanted if removed.



Construction – Key Information

Reminders:

⟶ No interior plumbing work – only to the first shut off past the meter.

⟶ No interior restoration – other than disturbed floor concrete.

⟶ Vacant homes can participate with Property Owner approval, vacant lots cannot.

⟶ ONCE THE PROJECT IS COMPLETE AND WE LEAVE,

WE ARE NOT COMING BACK

YOU HAVE UNTIL THEN TO PARTICIPATE



Declining LSLR

It is mandatory to allow us to replace your private side lead service line. However, should you choose to refuse:

- Owner must sign an Illinois Department of Public Health Waiver.
- The waiver is archived and sent to IDPH upon request.
- Owners must disclose existence of lead to subsequent purchasers.
- Owners must provide filter kits to tenants indefinitely or until future LSLR is performed.



Waiver Form

IDPH
ILLINOIS DEPARTMENT OF PUBLIC HEALTH

525-535 West Jefferson Street • Springfield, Illinois 62761-0001 • www.dph.illinois.gov

WAIVER OF COMPLETE LEAD SERVICE LINE REPLACEMENT

You are receiving this form because your property has been identified by your community water supply (CWS) as being served by a lead service line or galvanized service line located downstream of lead and you are refusing to allow the community water supply (CWS) to replace your entire service line.

The purpose of this form is to provide you, the property owner, with information necessary to make an informed decision about replacing your service line. In accordance with the Lead Service Line Replacement and Notification Act, Public Act 102-0613, the owner or operator of your CWS is required to replace your lead service line in its entirety, including any portion of the service line running on private property and within the building's plumbing at the first shut-off valve or 18 inches inside the building, whichever is shorter. If you deny the CWS the ability to perform a complete lead service line replacement, then you, the property owner, must sign this waiver form in accordance with 415 ILCS 5/17.12 (ff)(1)(D) and 17.12 (ii).

The following items should be considered by property owners regarding lead service line replacement:

- ***Lead service lines and galvanized service lines downstream of lead can be significant contributors of lead contamination in drinking (tap) water through the corrosion of these materials.*** Service lines are pipes that carry drinking water from the CWS water main to a home or building. A study published by American Water Works Association (AWWA) Water Research Foundation (2008) "Contributions of Service Line and Plumbing Fixtures to Lead and Copper Rule Compliance Issues" (Sandvig et al, 2008) estimates that 50% – 75% of lead in drinking water comes from lead service lines.
- ***Lead is a toxic metal that is harmful to human health even at low exposure levels.*** Young children are particularly vulnerable to lead. The adverse health effects of lead exposure include damage to the brain and nervous system, slowed growth and development, learning and behavior problems, hearing and speech problems, lower IQ, decreased ability to pay attention, and underperformance in school. Please see the CDC's website, https://www.cdc.gov/nceh/lead/prevention/health-effects.htm for additional information regarding health effects of lead.
- ***Partial lead service line replacements can increase lead levels for long periods of time.*** Partial lead service line replacement means replacement of only a portion of a lead service line or a galvanized service line downstream of lead. Following a partial lead service line replacement, lead levels increase

Phone	Email
CWS Mailing Address	
CWS City	Zip Code
SECTION 2: SERVICE LINE ACTIVITY INFORMATION	
□ Emergency Repair □ Planned Replacement	Date of Activity
SECTION 3: AFFECTED PROPERTY	
Street Address	
City	Zip Code

Sections 4 and 5 must be completed by the owner of the affected building identified above and returned to the community water supply.

SECTION 4: Property Owner Information	
Full Name (First Name Last Name)	
Phone	Email
SECTION 5: DENIAL OF COMPLETE LEAD SERVICE LINE REPLACEMENT	
□ By signing this waiver, I acknowledge that I am the property owner of the affected property located at the address listed in Section 3 of this form and I have been informed by the CWS that my property has a lead service line. I have read and understand the information provided within this waiver regarding the hazards of lead in drinking water, partial lead service line replacement, and Illinois laws about responsibilities of property owners for providing filters, disclosing the presence of lead water service lines, and requirements for child care facilities.	
□ By signing this waiver, I acknowledge that I am waiving the community water supply's requirement to replace my lead service line in its entirety. I acknowledge that this waiver will result in a partial lead service line replacement and it may be unsafe to drink, cook with, or otherwise consume water from the tap, unless it has been filtered with a filter certified to meet NSF/ANSI Standard 53 and 42.	
Signature	Date

All parties should retain a copy of this form for their records. The Community Water Supply must also provide notification to IDPH using the electronic forms located at https://dph.illinois.gov/topics-services/environmental-health-protection/lead-in-water.html.

Page 3



Post - Construction

LEAD SERVICE LINE REPLACEMENT YARD SIGN





Post – Construction Water Quality

Water quality testing kits will be sent 3 to 6 months after LSLR installation, depending on the size of the project.



Post – Construction Survey

After restoration is complete, you will receive a survey in the mail, please fill it out and let us know how we did.

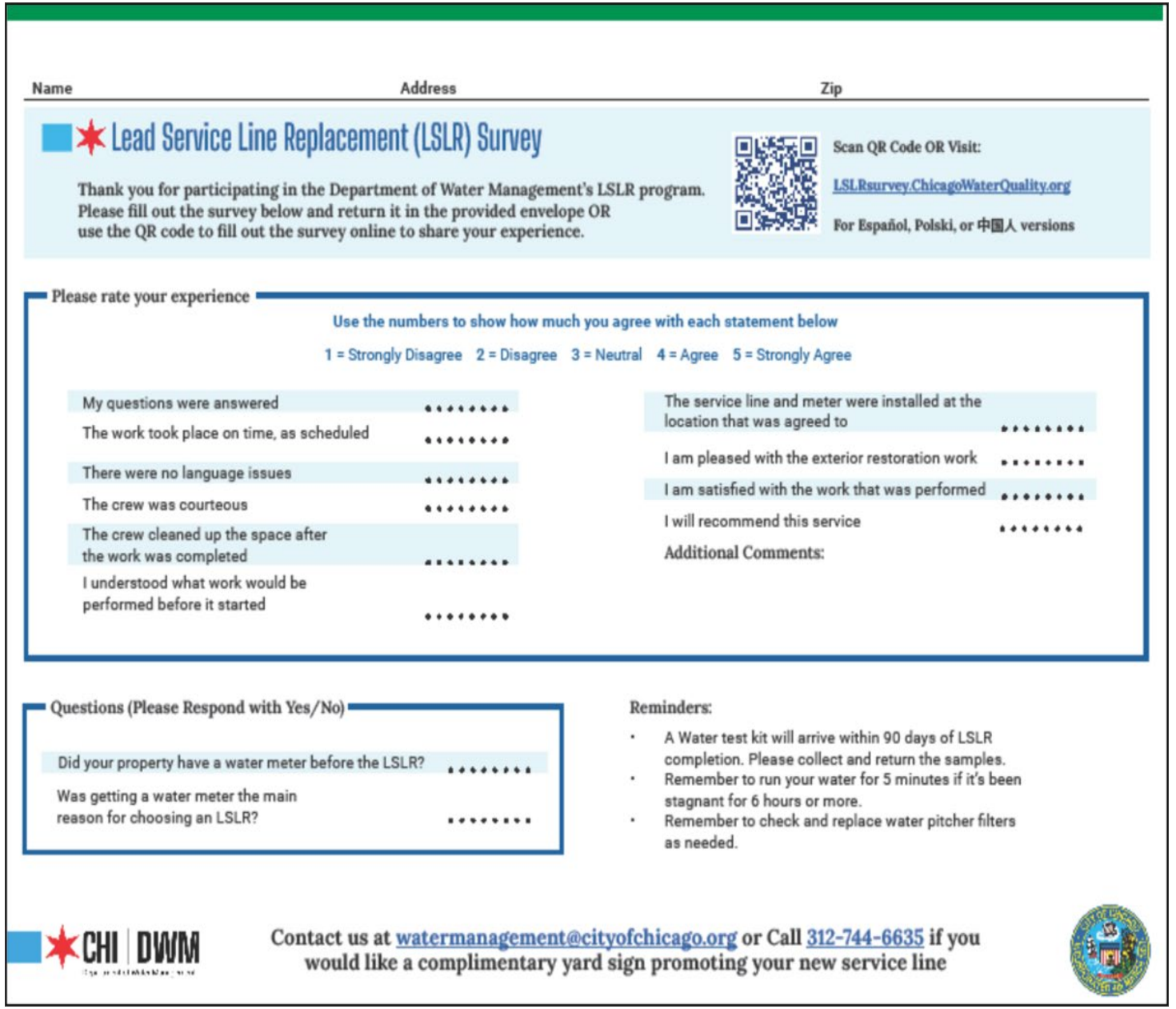

Name Address Zip

Lead Service Line Replacement (LSLR) Survey

Thank you for participating in the Department of Water Management's LSLR program. Please fill out the survey below and return it in the provided envelope OR use the QR code to fill out the survey online to share your experience.

Scan QR Code OR Visit:

LSLRsurvey.ChicagoWaterQuality.org

For Español, Polski, or 中国人 versions

Please rate your experience

Use the numbers to show how much you agree with each statement below

1 = Strongly Disagree 2 = Disagree 3 = Neutral 4 = Agree 5 = Strongly Agree

My questions were answered	•••••••••
The work took place on time, as scheduled	•••••••••
There were no language issues	•••••••••
The crew was courteous	•••••••••
The crew cleaned up the space after the work was completed	•••••••••
I understood what work would be performed before it started	•••••••••
The service line and meter were installed at the location that was agreed to	•••••••••
I am pleased with the exterior restoration work	•••••••••
I am satisfied with the work that was performed	•••••••••
I will recommend this service	•••••••••

Additional Comments:

Questions (Please Respond with Yes/No)

Did your property have a water meter before the LSLR?	•••••••••
Was getting a water meter the main reason for choosing an LSLR?	•••••••••

Reminders:

- A Water test kit will arrive within 90 days of LSLR completion. Please collect and return the samples.
- Remember to run your water for 5 minutes if it's been stagnant for 6 hours or more.
- Remember to check and replace water pitcher filters as needed.

CHI | DWM

Contact us at watermanagement@cityofchicago.org or Call 312-744-6635 if you would like a complimentary yard sign promoting your new service line

Thank you for your time.

For questions you may have later, you can contact DWM at
watermanagement@cityofchicago.org

OR

40th Ward Office - 5620 N. Western - (773) 654-1867

40thward.org/contact

https://40thward.org/project/ravenswood-water-main-replacement/

